



**COPENHAGEN CLOSE, BERKSHIRE, RG2 8UH  
OFFERS IN EXCESS OF £300,000 FREEHOLD**

## **TWO BEDROOM END OF TERRACE HOUSE IN SOUTH READING AVAILABIE WITH NO ONWARD CHAIN**

Reading | 0118 4022 300 | [reading@winkworth.co.uk](mailto:reading@winkworth.co.uk)

**Winkworth**

for every step...

[winkworth.co.uk](http://winkworth.co.uk)



## DESCRIPTION:

Presenting this charming two-bedroom end of terrace house, boasting a convenient no onward chain arrangement. The property features two well-proportioned bedrooms, a family bathroom, a fully equipped kitchen, and a spacious living/dining room. Step outside through the patio doors to discover a fully enclosed garden with rear access, perfect for outdoor relaxation and entertaining.

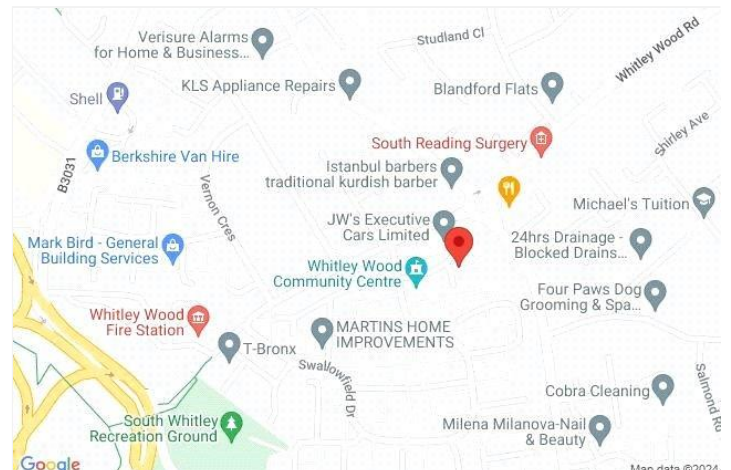
Residents will appreciate the resident off-road parking within the development, adding to the practicality and ease of living in this home.

Located in a highly desirable area, this property offers easy access to local amenities, schools, and transport links, making it an excellent choice for a convenient lifestyle.

Don't let this opportunity slip away. Contact us today to arrange a viewing and witness the allure of this end of terrace house firsthand.

## AT A GLANCE

- No Onward Chain
- Two Double Bedrooms
- Residents Off Road Parking
- Fully Enclosed Garden
- Easy Access To M4
- Well Appointed Kitchen
- Spacious Living / Dining Room
- Council Tax Band C





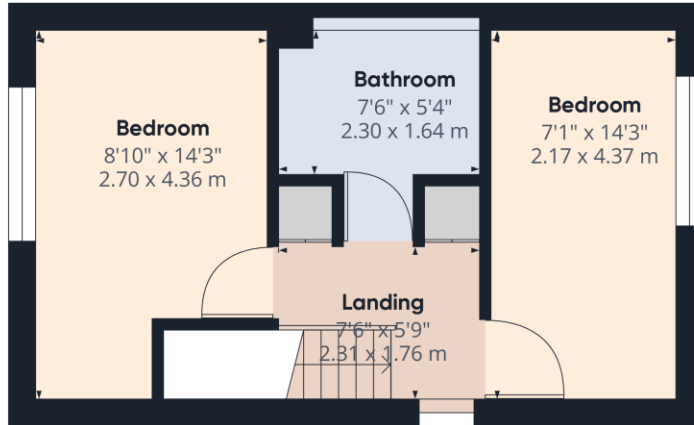
Winkworth  
for every step...



Winkworth  
for every step...



Ground Floor



Floor 1

**Approximate total area<sup>(1)</sup>**

652.53 ft<sup>2</sup>  
60.62 m<sup>2</sup>

**Reduced headroom**

0.97 ft<sup>2</sup>  
0.09 m<sup>2</sup>

(1) Excluding balconies and terraces

☒ Reduced headroom  
(below 1.5m/4.92ft)

While every attempt has been made to ensure accuracy, all measurements are approximate, not to scale. This floor plan is for illustrative purposes only.

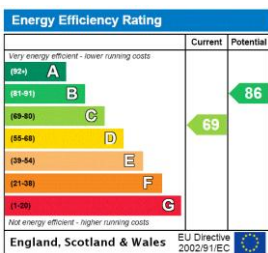
GIRAFFE360

This floorplan is for illustration purposes only and is not to scale. The position and size of doors, windows, appliances and other features are approximate.

**Tenure:** Freehold

**Council Tax Band:** C

Where no figures are shown, we have been unable to ascertain the information. All figures that are shown were correct at the time of printing.



Reading | 0118 4022 300 | reading@winkworth.co.uk



for every step...

winkworth.co.uk

Winkworth wishes to inform prospective buyers and tenants that these particulars are a guide and act as information only. All our details are given in good faith and believed to be correct at the time of printing but they don't form part of an offer or contract. No Winkworth employee has authority to make or give any representation or warranty in relation to this property. All fixtures and fittings, whether fitted or not are deemed removable by the vendor unless stated otherwise and room sizes are measured between internal wall surfaces, including furnishings.