



NEW NORTH ROAD, LONDON, N1
£1,000,000 SHARE OF FREEHOLD

A STUNNING TWO BEDROOM MAISONETTE WITH PRIVATE TERRACE OVERLOOKING THE CITY SKYLINE IN A VICTORIAN CONVERSION

Islington | 0207 354 2480 | islington@winkworth.co.uk

Winkworth



DESCRIPTION:

This bright and well-maintained, share of freehold maisonette with two-bedrooms, one-bathroom, semi-open plan kitchen/ livingroom/ diner, and a roof terrace with 360 degrees view of London, is set over upper two floors of a South- West facing Victorian Terraced conversion.

Positioned opposite Arlington Conservation Area, the property is accessed through its own front door on the raised ground floor. Upon entering you are greeted with a generous hallway space and stairs that lead to the first floor where the welcoming living room/ dining area benefits from leafy views on one side and fully fitted kitchen on the other side with views of the back garden. The second floors host a large double bedroom with fitted wardrobes, a second bedroom, and a modern three-piece bathroom with bathtub and overhead shower attachments. The property is double glazed throughout and offers a roof terrace on the third floor.

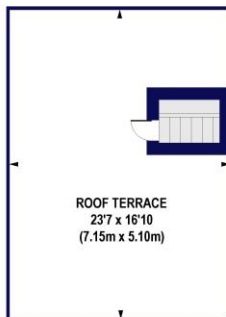
New North Road is perfectly situated for easy access to the City, Shoreditch, and Upper Street with some fantastic transport links available nearby. The accommodation is well located for easy access to Regents Canal, which is 150 yards from the property, Shoreditch Park is 0.1 mile away, Old Street Station is 0.8 miles away and Angel station is 0.9 miles away. There are also a number of bus routes close by providing easy access to the City.

Winkworth



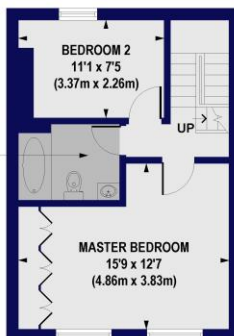
Winkworth

New North Road, N1
Approx. Gross Internal Floor Area 872 sq. ft / 81 sq. m



ROOF TERRACE
 237 x 16'10
 (7.15m x 5.10m)

ROOF TERRACE
 GROSS INTERNAL
 FLOOR AREA 15 SQ FT



BATHROOM
 7'9 x 5'10
 (2.34m x 1.76m)

BEDROOM 2
 11'1 x 7'5
 (3.37m x 2.26m)

MASTER BEDROOM
 15'9 x 12'7
 (4.86m x 3.83m)

SECOND FLOOR
 GROSS INTERNAL
 FLOOR AREA 390 SQ FT



GROUND FLOOR
 GROSS INTERNAL
 FLOOR AREA 79 SQ FT



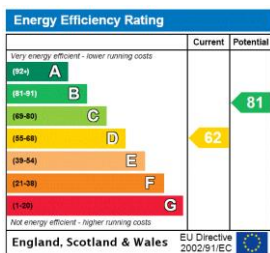
RECEPTION ROOM /
 KITCHEN
 24'6 x 15'11
 (7.44m x 4.84m)

FIRST FLOOR
 GROSS INTERNAL
 FLOOR AREA 388 SQ FT

All measurements of walls, doors, windows, fittings and appliances, including their size and location, are shown as standard sizes and do not constitute any warranty or representation by the seller, their agent or CP Creative. Any intending purchaser must satisfy himself by inspection or otherwise as to the correctness of the information contained in these plans. This plan is for illustrative purposes only and should be used as such by any prospective purchasers.

Winkworth

This floorplan is for illustration purposes only and is not to scale. The position and size of doors, windows, appliances and other features are approximate.



Islington | 0207 354 2480 | islington@winkworth.co.uk



winkworth.co.uk

See things differently

Winkworth wishes to inform prospective buyers and tenants that these particulars are a guide and act as information only. All our details are given in good faith and believed to be correct at the time of printing but they don't form part of an offer or contract. No Winkworth employee has authority to make or give any representation or warranty in relation to this property. All fixtures and fittings, whether fitted or not are deemed removable by the vendor unless stated otherwise and room sizes are measured between internal wall surfaces, including furnishings.