



GLADSTONE ROAD, SW19
£600,000 SHARE OF FREEHOLD

Winkworth



GLADSTONE ROAD, SW19

Spacious Three-Bedroom Victorian Apartment in the Heart of Wimbledon

Spacious Three-Bedroom Victorian Apartment in the Heart of Wimbledon

This beautifully presented three-bedroom Victorian apartment offers generous living space in a prime Wimbledon location. Thoughtfully extended, the property boasts a bright and spacious layout, blending period charm with modern comfort.

The first floor features a family reception room and a good size kitchen, seamlessly leading to a separate dining area—perfect for entertaining. Two well-proportioned double bedrooms on the first floor, and a contemporary bathroom. The loft has been converted to accommodate a bedroom with a family shower-room.

Additional benefits include permit on-street parking and a quiet residential setting on Gladstone Road, ideally positioned within walking distance of Wimbledon Town Centre. Enjoy easy access to an array of restaurants, cafés, and boutiques in Wimbledon Village, as well as excellent transport links. Wimbledon Mainline Station (National Rail, District Line, and Tram) and South Wimbledon Underground (Northern Line) offer swift connections in and out of London.

A fantastic opportunity to acquire a charming and spacious home in one of Wimbledon's most sought-after locations.



EPC D
COUNCIL TAX C
TENURE SHARE OF FREEHOLD




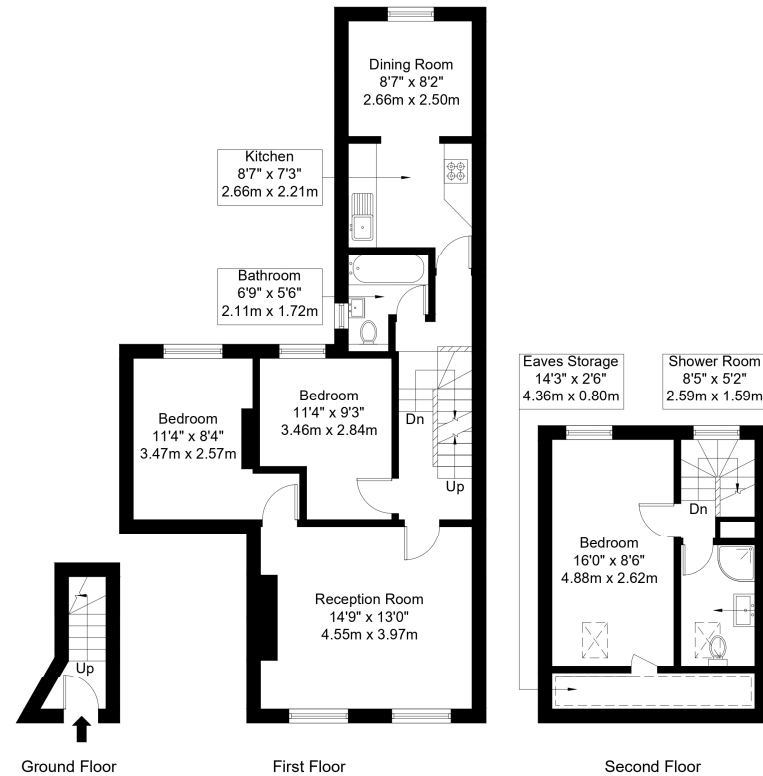
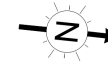
Gladstone Road, SW19 1QR

Approx Gross Internal Area = 87.2 sq m / 938 sq ft

Eaves Storage/ RHH = 3.49 sq m / 37 sq ft

Total = 90.69 sq m / 976 sq ft

 = Reduced headroom below 1.5m / 5'0



Ref :

Copyright **BLEU PLAN**

The Floor plan is not to scale and measurements and areas shown are approximate and therefore should be used for illustrative purposes only. The plan has been prepared in accordance with the RICS code of Measuring Practice and whilst we have confidence in the information produced it must not be relied on. Maximum lengths and widths are represented on the floor plan. If there is any aspect of particular importance, you should carry out or commission your own inspection of the property.
Copyright @ BleuPlan

Energy Efficiency Rating		Current	Potential
Very energy efficient - lower running costs			
(92-)	A		
(81-91)	B		
(69-80)	C		78
(55-68)	D	59	
(39-54)	E		
(21-38)	F		
(1-20)	G		
Not energy efficient - higher running costs			
England, Scotland & Wales		EU Directive 2002/91/EC	

Wimbledon | 02037614040 | wimbledon@winkworth.co.uk

winkworth.co.uk

Winkworth wishes to inform prospective buyers and tenants that these particulars are a guide and act as information only. All our details are given in good faith and believed to be correct at the time of printing but they don't form part of an offer or contract. No Winkworth employee has authority to make or give any representation or warranty in relation to this property. All fixtures and fittings, whether fitted or not are deemed removable by the vendor unless stated otherwise and room sizes are measured between internal wall surfaces, including furnishings.

