



CORRANCE ROAD, SW2  
OIEO £600,000 SHARE OF FREEHOLD

## A BEAUTIFUL TWO-BEDROOM VICTORIAN CONVERSION WITH PRIVATE PATIO

Herne Hill | 0207 501 8950 | hernehill@winkworth.co.uk

**Winkworth**

for every step...

[winkworth.co.uk](http://winkworth.co.uk)




### **DESCRIPTION:**

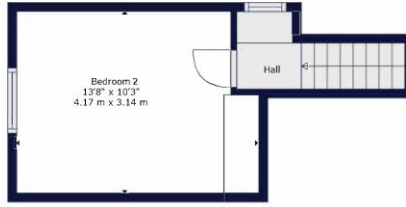
Situated between the vibrant areas of Brixton and Clapham, this charming two-bedroom period conversion blends classic character with modern convenience. Positioned on Corrance Road, this home boasts elegant parquet flooring throughout, a lightwell flooding the space with natural light, and a practical basement for additional storage. The highlight is the private rear patio garden, offering a tranquil outdoor retreat.

As you enter, you are greeted by an open-plan kitchen and dining area, designed for both practicality and entertaining. The two well-proportioned bedrooms provide a peaceful escape, while the stylish bathroom features sleek, contemporary finishes.

The property also benefits from a share of freehold, with the lease extension currently in progress, adding long-term value. Ideally located close to Brixton and Clapham's buzzing scene with its excellent transport links, this is an exceptional opportunity to acquire a beautifully presented home.







Floor 4



Floor 2



Floor 3



Floor 1

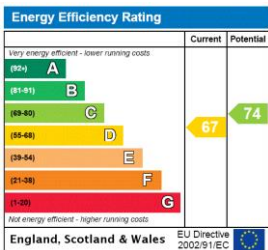
**TOTAL: 791 sq. ft, 73.5 m2**

FLOOR 2: 257 sq. ft, 24 m2, FLOOR 3: 278 sq. ft, 26 m2, FLOOR 4: 166 sq. ft, 15 m2 EXCLUDED AREAS: PATIO: 215 sq. ft, 20 m2

All measurements of walls, doors, windows, fittings and appliances, including their size and location, are shown as standard sizes and do not constitute any warranty or representation by the seller, their agent or Winkworth. Any intending purchaser must satisfy himself by inspection or otherwise as to the correctness of the information contained in these plans. This plan is for illustrative purposes only and should be used as such by any prospective purchasers.

**Winkworth**

This floorplan is for illustration purposes only and is not to scale. The position and size of doors, windows, appliances and other features are approximate.



**Tenure:** Share of Freehold

**Term:** Lease extension in progress

**Council Tax Band:** D

Where no figures are shown, we have been unable to ascertain the information. All figures that are shown were correct at the time of printing.

Herne Hill | 0207 501 8950 | hernehill@winkworth.co.uk

**Winkworth**

for every step...

winkworth.co.uk

Winkworth wishes to inform prospective buyers and tenants that these particulars are a guide and act as information only. All our details are given in good faith and believed to be correct at the time of printing but they don't form part of an offer or contract. No Winkworth employee has authority to make or give any representation or warranty in relation to this property. All fixtures and fittings, whether fitted or not are deemed removable by the vendor unless stated otherwise and room sizes are measured between internal wall surfaces, including furnishings.