



20 TAMARISK RISE, WOKINGHAM, BERKSHIRE, RG40 1WG
£340,000 FREEHOLD

SITUATED IN ONE OF WOKINGHAM'S MOST DESIRABLE LOCATIONS, GLEBE PARK, IS THIS CHARMING 2 BEDROOM TERRACED HOUSE OFFERED TO THE MARKET WITH NO ONWARD CHAIN.

Winkworth

Wokingham | 01189 072777 | wokingham@winkworth.co.uk

for every step...

winkworth.co.uk



DESCRIPTION:

Situated in one of Wokingham's most desirable locations, Glebe Park, is this charming terraced house. The Glebe Park development has always been extremely popular due to its close proximity to Wokingham town centre, schools and access to Cantley Park.

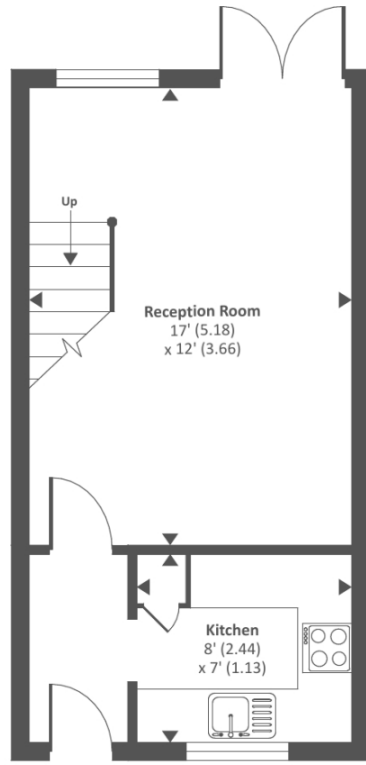
This property itself boasts two double bedrooms, an inviting reception room, kitchen and bathroom. It also benefits from a lovely south east facing rear garden, double glazed windows, gas central heating and residents parking to the front.

This terraced house presents an ideal opportunity for first-time buyers, small families, or investors looking for a property with great potential. Don't miss out on the chance to make this house your home.

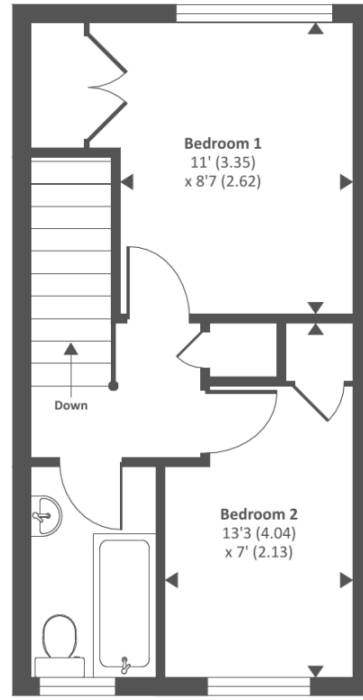
AT A GLANCE

- No chain
- 2 Bedrooms
- Private garden
- Off road parking
- Overlooks Cantley Park
- Close to town
- Convenient for the station
- Council Tax Band D - Wokingham
- Ultrafast broad band 1000Mbps
- Satellite/Fibre TV available with Sky and BT



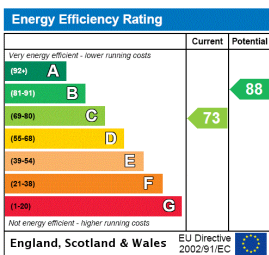


Ground floor



First floor

This floorplan is for illustration purposes only and is not to scale. The position and size of doors, windows, appliances and other features are approximate.



Wokingham | 01189 072777 | wokingham@winkworth.co.uk

for every step...

winkworth.co.uk

Winkworth wishes to inform prospective buyers and tenants that these particulars are a guide and act as information only. All our details are given in good faith and believed to be correct at the time of printing but they don't form part of an offer or contract. No Winkworth employee has authority to make or give any representation or warranty in relation to this property. All fixtures and fittings, whether fitted or not are deemed removable by the vendor unless stated otherwise and room sizes are measured between internal wall surfaces, including furnishings.